

Solar Battery SX2-400 2V 400Ah



SX series designed for true-deep cycle solar applications, with features like thick, pure virgin lead plates (99.996%), heavy-duty over-the-partition welds, super-C additive and a proprietary gel formulation designed for years of cycling long service life. SX is well-suited to all deep-cycle off-grid solar power system, from commercial to personal, solar sites.

SX can provide the best and reliable service under extreme conditions such as high temperature and frequent power outages for Solar project.

SX is the highly reliable, safe, and maintenance-free option.

Long Life

GEL Technology

Deep Cycle



COMPLIED STANDARDS
 IEC 60896-21/22 JIS C8704
 IEC61427 BS6290 part4
 GB/T 19638 CE/ISO




General Features

- Able to operate at 40-60°C
- DOD 50% 1500 times Cycles
- Integrated design to ensure the best Uniformity and reliability
- Long life and high stability under high temp. environment (no air-con needed)
- Use super-C additives: Deep discharge recovery capability

Dimensions & Weight

Length(mm/inch)	211/8.31
Width(mm/inch)	175/6.89
Height(mm/inch)	330/13
Total Height(mm/inch)	366/14.4
Weight(kg/lbs)	26.5/58.5



Technical Specifications

Nominal Voltage		2V(Single Cell)
Design Floating Life @25°C		15 Years
Nominal Capacity @25°C(10 hour rate@40.0A,1.8V)		400Ah
Capacity @25°C	20hour rate (21.2A,1.8V)	424Ah
	5 hour rate (71A,1.75V)	355Ah
	1 hour rate (242A,1.6V)	242Ah
Internal Resistance	Full Charged Battery@25°C	≤0.39mΩ
Ambient Temperature	Discharge	-20°C~60°C
	Charge	-10°C~60°C
	Storage	-20°C~60°C
Max.Discharge Current@25°C		800A(5s)
Capacity affected by Temperature (10 hour)	40°C	102%
	25°C	100%
	0°C	90%
	-15°C	70%
Self-Discharge@25°C per Month		3%
Charge (Constant Voltage) @25°C	Standby Use	Initial Charging Current Less than 60A Voltage 2.23-2.27V
	Cycle Use	Initial Charging Current Less than 60A Voltage 2.33-2.37V

Battery Discharge Table

Discharge Constant Current per Cell (Amperes at 25° C)

F.V/Time	5min	10min	15min	30min	45min	1h	2h	3h	5h	8h	10h	20h
1.60V	1118	722	598	396	295	242	154	110	75	49	44.0	23.3
1.65V	1097	708	588	389	289	238	151	108	73	48	43.2	22.9
1.70V	1077	695	577	382	284	233	148	106	72	47	42.4	22.5
1.75V	1057	682	566	374	279	229	146	104	71	47	41.6	22.0
1.80V	1016	656	544	360	268	220	140	100	68	45	40.0	21.2

Discharge Constant Power per Cell (Watts at 25°C)

F.V/Time	5min	10min	15min	30min	45min	1h	2h	3h	5h	8h	10h	20h
1.60V	2151	1389	1152	762	567	466	296	212	144	95	84.7	44.9
1.65V	2112	1364	1131	748	557	457	291	208	141	93	83.2	44.1
1.70V	2073	1339	1110	735	547	449	286	204	139	91	81.6	43.3
1.75V	2034	1313	1089	721	537	440	280	200	136	90	80.1	42.4
1.80V	1956	1263	1047	693	516	424	270	193	131	86	77.0	40.8

Note: The above data are average values, and can be obtained within 3 charge/discharge cycles. These are not minimum values. Cell and battery designs/specifications are subject to modification without notice. Contact CSBattery for the latest information.

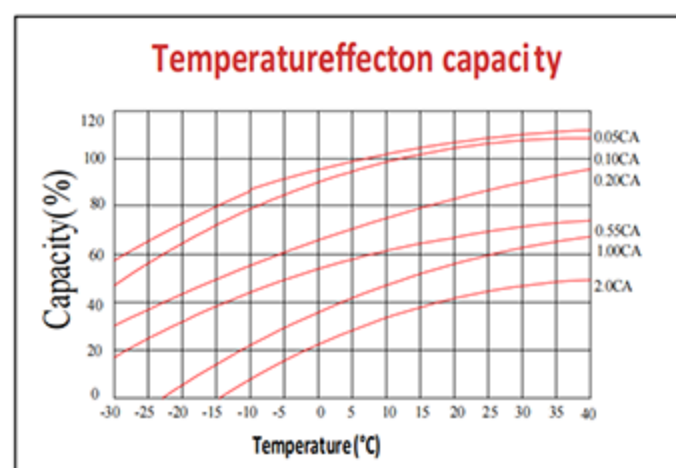
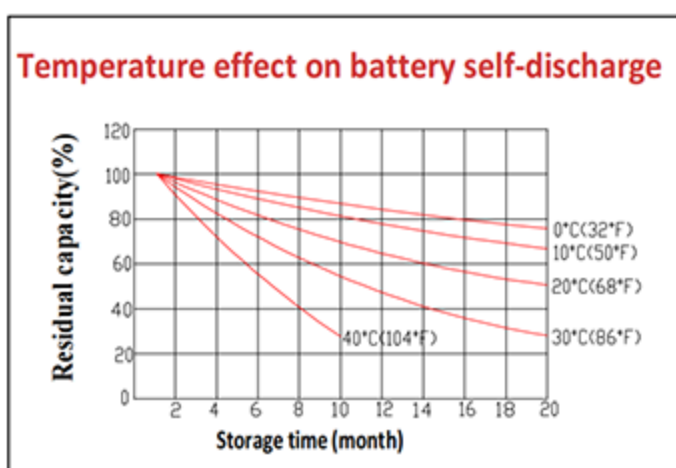
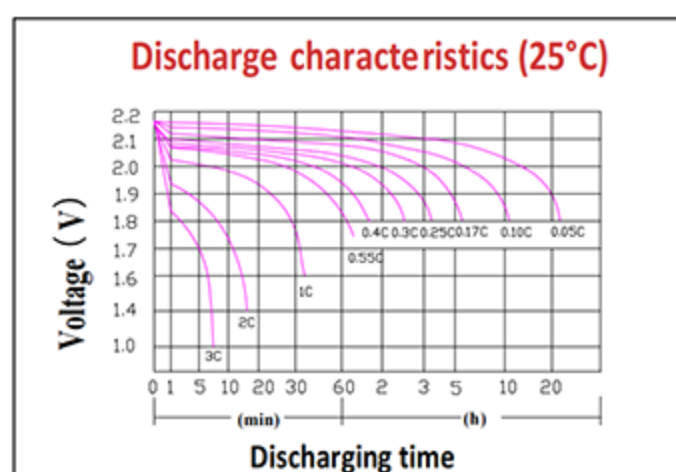
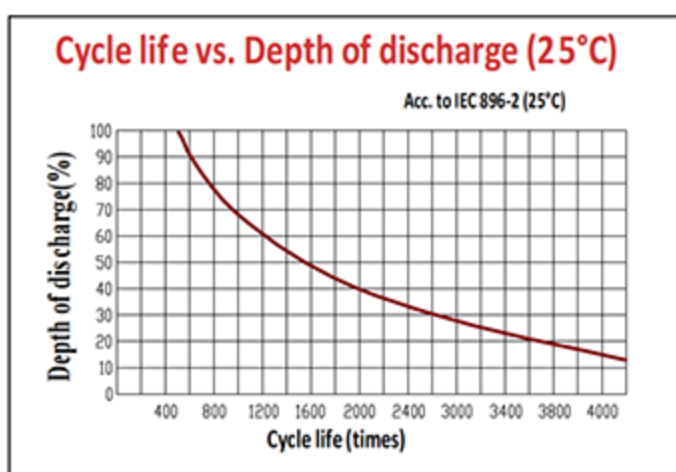
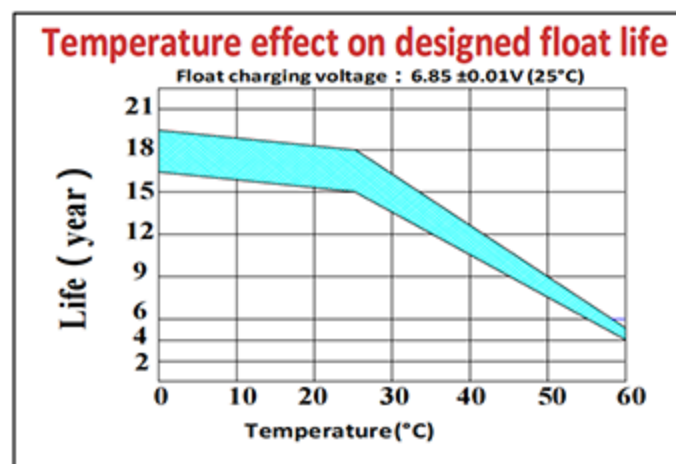
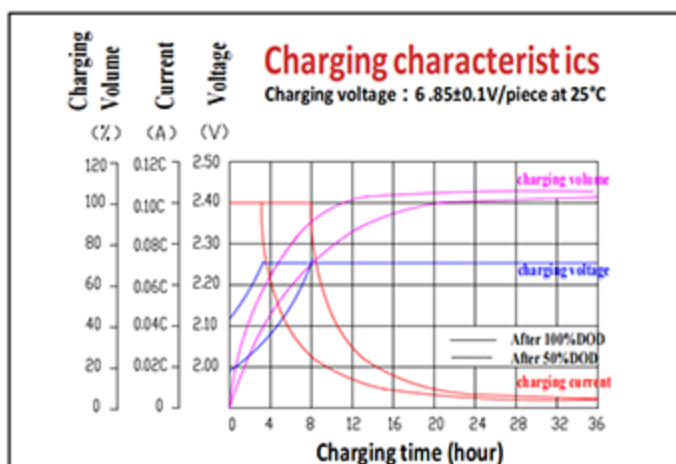
Durable Battery Choose CSBattery

Copyright© 2016 CSBattery Energy Co., Limited

Solar Battery SX2-400 2V 400Ah



Performance Characteristics



Battery Construction

Component	Positive plate	Negative plate	Container & Cover	Safety valve
Features	Thick high Sn low Ca grid with Special paste	Balanced Pb-Ca grid for improved recombination efficiency	Fire resistant e ABS (UL94-V0optional)	Flame Si-Rubber and aging resistance
Component	Terminal	Separator	Electrolyte	Pillar seal
Features	Female Copper Insert	Advanced PVC /AGM separator for high pressure cell design	German Evonik Silicon GEL	Two layers epoxy resin seal

Add: Building Evolution, Xingdong industry Park, NO.61, Liuxian 2nd Road, Baoan, Shenzhen, China.
 Tel: +86-755-29123661 Email: Sales@CSBattery.cn, Support@CSBattery.cn
 Website: www.CSBattery.cn

Durable Battery Choose CSBattery

Copyright© 2016 CSBattery Energy Co., Limited